


COSMOPOLITAN

COTTON CANDY STRAIGHTENER

COHS11

INSTRUCTION MANUAL



Due to our policy of continuous improvement, the actual product may differ slightly from the one illustrated in this leaflet.

PRODUCT FEATURES

1. Tourmaline & ceramic plates
2. Floating plates
3. 60 minute auto shut-off
4. Temperature memory function
5. Variable temperature
6. LCD temperature display
7. Lockable plates
8. Hang up loop
9. 2m swivel power cord

IMPORTANT SAFEGUARDS

Please read these instructions before operating this appliance and retain for future use.

FOR DOMESTIC USE ONLY

IMPORTANT SAFETY POINTS

To reduce the risk of fire, burns, electric shock or other injuries, careful study of the following important safety precautions is strongly recommended: For additional protection, the installation of a residual current device (RCD) having a rated residual operating current not exceeding 30mA is advisable.

Please consult your local electrician for advice.

This appliance shall not be used by young children. Keep the appliance and its cord out of reach of children. This product is not a toy.


This appliance can be used by children aged from 8 years and above and persons with reduced physical, sensory or mental capabilities or lack experience or knowledge if they have been given supervision or instruction concerning use of the appliance in a safe way and understand the hazards involved. Children shall not play with the appliance. Cleaning and user maintenance shall not be made by children without supervision.

ALWAYS

- ✓ **ALWAYS** use the appliance only for their intended use as described in this manual.
- ✓ **ALWAYS** take care to avoid contact between the heating plates and bare skin, particularly around the face, neck, ears and eyes.
- ✓ **ALWAYS** place on a flat heat proof surface such as a heat protection mat (not supplied) during use.

- ✓ **ALWAYS** ensure the appliance is switched off, unplugged from the mains and placed well out of the reach of children to cool down completely before storing away.
- ✓ **ALWAYS** regularly check the mains cord for damage. If damaged, discontinue use immediately and do not use until the appliance has been inspected and approved by a qualified electrician for repair to avoid a hazard.
- ✓ **ALWAYS** clean before storing away.
- ✓ **ALWAYS** keep mains cord away from hot or heated surfaces.
- ✓ **ALWAYS** store in the original box in a cool, dry place.

NEVER

- ✗ **NEVER** use this appliance if it is not working correctly, if it has been dropped or damaged or dropped into water or any other liquid or if it has a damaged plug or mains cord. If it has the appliance must not be used.
- ✗ **NEVER** use with wet hands.
- ✗  **WARNING:** Do not use this appliance near bathrooms, showers, basins or other vessels containing water and do not immerse in water or any other liquids.
- ✗ **NEVER** place the appliance on or near heat sensitive materials or soft furnishings, e.g. carpets, bedding, etc.
- ✗ **NEVER** leave unattended when plugged in and operating.
- ✗ **NEVER** wind the mains cord around the appliance when hot or while storing.
- ✗ **NEVER** store while still connected to the mains.
- ✗ **NEVER** attempt repairs yourself. Repairs to electrical appliances should only be performed by a qualified electrician. Improper repairs may place the user at serious risk and will invalidate the guarantee.
- ✗ **NEVER** carry or suspend the appliance by the power cord.


PRODUCT FEATURES

1. Floating ceramic & tourmaline plates to easily glide through your hair.
2. Lockable plates for easy storage.
3. Variable temperature (150°C-230°C) so you can find the best heat to suit your hair.
4. LCD temperature display.
5. Memory function remembers the last temperate used.
6. Hang up loop for easy storage.
7. 2m power cord.
8. 60 minutes auto shut-off for peace of mind.
9. 2 year guarantee (subject to registration).

PREPARING FOR USE

- Remove all packaging and keep safe.
- Please read and retain these instructions before operating and for future reference.
- The appliance may only be used on dry, natural hair.
- Never use flammable substances, e.g. hairspray, styling mousse etc., on your hair before using this appliance.
- **For domestic use only.**
- **Do not allow young children to play with this product. Adult supervision is required at all times if the product is used near young children.**

OPERATION

-  For domestic use only. Not for commercial or salon use.
This unit operates on a main AC 220-240V~50/60Hz 45W.

INSTRUCTIONS FOR USE

- Hair should be clean, dry and tangle free before using the appliance.
- Plug the appliance into a suitable mains socket.
- Ensure the voltage being used is the correct voltage for this appliance.
- Unlock the plates by pulling the hinge lock switch up to the unlocked position.
- Do not heat the appliance in the locked position.
- Switch the appliance on by pressing the power button for up to 4 seconds, the temperature display will then illuminate. This in-built feature prevents the appliance being accidentally switched-off during use.
- Set the required temperature by pressing the '+' or '-' button.
- The display informs the following:
 - > The indicator flashes - the straighteners are warming up
 - > The indicator stops flashing – straighteners have reached the selected temperature
- The straighteners will reach operating temperature after just a few seconds.
- Section the hair into manageable sections.
- Hold the plates firmly together when straightening to ensure the best results.
- Repeat until you have straightened the whole head.
- After straightening, let your hair cool down and then comb it out.
- Switch off the straighteners by pressing and holding power button for up to 4 seconds.
- Allow the straighteners to cool down completely well out of the reach of children before cleaning or storing.

CLEANING AND MAINTENANCE

- The appliance must be unplugged before cleaning.
- Let the appliance cool down completely before cleaning.
- Clean the appliance with a soft cloth or sponge moistened with a mild soap and water.
- Dry thoroughly before use.
- Do not use any harsh detergents, abrasives, solvents or cleaners.
- Never immerse in water to clean.

STORAGE

- Ensure the appliance is completely dry, switched off and unplugged from the mains before storage.
- The plates can be locked for easy storage. To lock the plates, close the plates together and then push the hinge lock switch down to the locked position.
- Store in the original box in a cool, dry place.
- Store in a safe place, away from children.

SERVICING

There are no user serviceable parts inside this appliance. Always refer servicing to qualified service personnel. If you drop or damage your product, do not use until it has been inspected and approved by a qualified electrician to prevent a hazard.

WARRANTY

This product is guaranteed for a period of 2 years from the date of purchase, against mechanical and electrical defects, when registered at www.cosmobeautytools.com within 28 days of purchase. NB: Non-registered products are guaranteed for a period of 1 year. It is particularly important that you carefully read the instructions provided, in order to get maximum use from this product.

This guarantee is only valid if the appliance is used solely for domestic purposes in accordance with the instructions and provided that it is not connected to an unsuitable electricity supply, dismantled or interfered with in any way or damaged through misuse. Under this guarantee we undertake to repair or replace free of charge any parts found to be defective.

This guarantee is only valid with your original sales receipt as proof of purchase. You may wish to attach the receipt to this card for ease of reference and to avoid accidental loss.

In the unlikely event of a fault or mechanical defect in material and workmanship within the 12 months of purchase the product should be returned to the retailer for replacement.

If the fault develops after 12 months and within 24 months from the date of original purchase and you have registered your product online within 28 days of purchase, you should contact customer services quoting the products model number and batch code.

This information can be located on the underside or back of the product. The batch code will be stated in an YYWW format (e.g. 1922).

For spare parts please contact customer services quoting the product's model number and batch code. They will give you up-to-date prices.

WARRANTY EXCLUSIONS

1. Batteries and damage from leakage is not covered by the terms of the guarantee.
2. The warranty does not cover acts of God such as fire, floods, hurricanes or tornadoes or use for rental or commercial services.
3. Consumable items such as brushes are not covered under this warranty.

This guarantee does not cover any claims for consequential loss or damage.

This guarantee is only valid within the UK and Ireland. Nothing in this guarantee or the instructions relating to this product excludes, restricts or otherwise affects your statutory rights.

In line with our policy of continuous product development we reserve the right to change the product, packaging and documentation specifications without notice.

ALL MPL HOME PRODUCTS ARE INTENDED FOR DOMESTIC USE ONLY

For technical queries, please contact: MPL Home Ltd
IMEX, 575 - 599 Maxted Road, Hemel Hempstead, Herts, HP2 7DX, UK.

Model: COHS11

Customer Helpline: 0345 467 6743

Made in China

At the end of the useful life of the appliance, it should not be disposed of with general household waste. Check with your Local Authority or retailer for recycling advice in your local area.

Cosmopolitan is marketed and distributed under license by MPL Home Ltd, HP2 7DX.
COSMOPOLITAN IS A TRADEMARK OF HEARST COMMUNICATIONS, INC. © 2019
HEARST COMMUNICATIONS, INC. ALL RIGHTS RESERVED.

