

COSMOPOLITAN

JOJOBA OIL DRYER

COHD01

INSTRUCTION MANUAL

PRODUCT FEATURES

1. Jojoba oil infused grille
2. Concentrator
3. Cool shot button
4. 3 heat settings
5. 2 speed settings
6. Hang up loop
7. 2m power cord
8. Removeable rear grille cover
9. 2200W DC motor
10. 2 x sectioning clips
11. 2 x bendy rollers
12. Comb



Due to our policy of continuous improvement, the actual product may differ slightly from the one illustrated in this leaflet.

IMPORTANT SAFEGUARDS

Please read these instructions before operating this appliance and retain for future use.

FOR DOMESTIC USE ONLY

IMPORTANT SAFETY POINTS

To reduce the risk of fire, burns, electric shock or other injuries, careful study of the following important safety precautions is strongly recommended. For additional protection, the installation of a residual current device (RCD) having a rated residual operating current not exceeding 30mA is advisable.

Please consult your local electrician for advice.

This appliance shall not be used by young children. Keep the appliance and its cord out of reach of children. This product is not a toy.

This appliance can be used by children aged from 8 years and above and persons with reduced physical, sensory or mental capabilities or lack experience or knowledge if they have been given supervision or instruction concerning use of the appliance in a safe way and understand the hazards involved. Children shall not play with the appliance. Cleaning and user maintenance shall not be made by children without supervision.


ALWAYS

- ✓ **ALWAYS** use the unit only for its intended use as described in this manual. Only use attachments recommended in this pack.
- ✓ **ALWAYS** take care to avoid contact between hot surfaces and bare skin, particularly at the face and neck.
- ✓ **ALWAYS** direct airflow away from the eyes and other sensitive areas.
- ✓ **ALWAYS** ensure the appliance is switched off, unplugged from the mains and has cooled down completely before storing away.
- ✓ **ALWAYS** regularly check the mains cord for damage from time

to time. If damaged, discontinue use immediately and do not use until the appliance has been inspected and approved by a qualified electrician to avoid a hazard.

- ✓ **ALWAYS** clean before storing away.
- ✓ **ALWAYS** ensure that the voltage to be used corresponds to the voltage states on the appliance before plugging into the mains socket.
- ✓ **ALWAYS** keep mains cord away from hot or heated surfaces.
- ✓ **ALWAYS** store in original box in a cool, dry place.
- ✓ **ALWAYS** ensure that the inlet and outlet grilles are not blocked in any way as this will cause the appliance to automatically stop. If this occurs, switch off and allow the appliance to cool before then removing any obstruction.
- ✓ **ALWAYS** disconnect the appliance from the power supply if it is to be left unattended and before assembling, disassembling or cleaning.

NEVER

- ✗ **NEVER** use this product if it is not working correctly, if it has been dropped or damaged or dropped into water or any other liquid or if it has a damaged plug or mains cord. If it has the unit must not be used.
- ✗ **NEVER** wind the mains cord around the handle when hot or while storing.
- ✗ **NEVER** store while still connected to the mains.
- ✗ **NEVER** use with wet hands.
- ✗  **WARNING:** Do not use this appliance near bathrooms, showers, basins or other vessels containing water and do not immerse in water or any other liquids.
- ✗ **NEVER** place the appliance on or near heat sensitive materials or soft furnishings, e.g. carpets, bedding, etc.
- ✗ **NEVER** leave unattended when plugged in and operating or set down whilst still on.
- ✗ **NEVER** attempt repairs yourself. Repairs to electrical appliances should only be performed by a qualified electrician. Improper repairs may place the user at serious risk and will invalidate the guarantee.
- ✗ **NEVER** carry or suspend the appliance by the power cord.


PRODUCT FEATURES

1. Concentrator for directing airflow.
2. Cool shot button to set your style.
3. 2 speed settings and 3 heat settings for ultimate control.
4. Hang up loop for easy storage.
5. 2m power cord.
6. Removeable rear grille cover for easy cleaning.
7. 2200W DC motor for fast drying.
8. Moisturising jojoba oil infusion.
9. Overheating protection for peace of mind.
10. Shower comb to work through any tangles.
11. 2 x sectioning clips.
12. 2 x bendy rollers.
13. 2 year guarantee (subject to registration).

PREPARING FOR USE

- Before first use, wipe the dryer with a soft, dry cloth.
- Remove all packaging and keep safe.
- For domestic use only.
- Do not allow young children to play with this product. Adult supervision is required at all times if the product is used near young children.

OPERATION

-  For domestic use only. Not for commercial or salon use.
- This unit operates on a main AC 220-240V~50/60Hz 1800-2200W.

INSTRUCTIONS FOR USE

- After washing, towel dry your hair and run the wide tooth comb from root to tip to ease out any knots.
- Plug the appliance into a suitable mains electrical socket.
- Ensure the voltage being used is the correct voltage for the appliance.
- You can alter the heat and speeds settings via the switches on the handle.
- Use high heat and speed for initial drying.
- Use low heat and speed for setting as hair begins to dry, and for styling.
- You can use the concentrator nozzle to direct the heat and control the airflow.
- Use the cool shot to set your style in place.
- When you release the button, the dryer will return to normal operation.
- After use, switch off and unplug the appliance.
- Allow the appliance to cool before storing away.
- Always keep the rear of the appliance away from the hair during use to prevent it being drawn in through the rear filter.
- Always carry out regular cleaning of the rear grille cover to remove any hair, dust or dirt to prevent the dryer from overheating.

HOW TO USE YOUR BENDY ROLLERS

- Separate hair into sections.
- Hold the roller horizontally and wrap ends of the hair around it.
- Roll up towards the roots, ensuring the hair is fully wound around the roller.
- Secure the roller by drawing the two ends together and overlapping.

CLEANING AND MAINTENANCE

- The appliance must be unplugged before cleaning.
- Let the appliance cool down completely before cleaning.
- Wipe the body of the dryer with a soft damp cloth.
- To prolong the life of the motor it is important to regularly remove dust and dirt from the rear grille.
- Do not use any harsh detergents, abrasives, solvents or cleaners.
- Never immerse in water to clean.

A blocked or clogged air intake vent will cause the dryer to overheat. If overheating occurs, an automatic safety device will shut the dryer/heat off in order to prevent damage or personal injury. If the dryer/heat cycles off, unplug the mains cord and allow the dryer to cool for 10 to 15 minutes before restarting. Make sure the air vents are clean.

STORAGE

- Ensure the product is completely dry, switched off and unplugged from the

mains before storage.

- Store in original box in a cool, dry place.
- Store in a safe place, away from young children.

SERVICING

There are no user serviceable parts inside this appliance. Always refer servicing to qualified service personnel. If you drop or damage your product, do not use until it has been inspected and approved by a qualified electrician to prevent a hazard.

WARRANTY

This product is guaranteed for a period of 2 years from the date of purchase, against mechanical and electrical defects, when registered at www.cosmobeautytools.com within 28 days of purchase. NB: Non-registered products are guaranteed for a period of 1 year. It is particularly important that you carefully read the instructions provided, in order to get maximum use from this product.

This guarantee is only valid if the appliance is used solely for domestic purposes in accordance with the instructions and provided that it is not connected to an unsuitable electricity supply, dismantled or interfered with in any way or damaged through misuse. Under this guarantee we undertake to repair or replace free of charge any parts found to be defective.

This guarantee is only valid with your original sales receipt as proof of purchase. You may wish to attach the receipt to this card for ease of reference and to avoid accidental loss.

In the unlikely event of a fault or mechanical defect in material and workmanship within the 12 months of purchase the product should be returned to the retailer for replacement. If the fault develops after 12 months and within 24 months from the date of original purchase and you have registered your product online within 28 days of purchase, you should contact customer services quoting the products model number and batch code. This information can be located on the underside or back of the product. The batch code will be stated in an YYWW format (e.g. 1833).

For spare parts please contact customer services quoting the product's model number and batch code. They will give you up-to-date prices.

WARRANTY EXCLUSIONS

1. Batteries and damage from leakage is not covered by the terms of the guarantee.
2. The warranty does not cover acts of God such as fire, floods, hurricanes or tornadoes or use for rental or commercial services.
3. Consumable items such as brushes are not covered under this warranty.

This guarantee does not cover any claims for consequential loss or damage.

This guarantee is only valid within the UK and Ireland. Nothing in this guarantee or the instructions relating to this product excludes, restricts or otherwise affects your statutory rights.

In line with our policy of continuous product development we reserve the right to change the product, packaging and documentation specifications without notice.

ALL MPL HOME PRODUCTS ARE INTENDED FOR DOMESTIC USE ONLY

For technical queries, please contact:

MPL Home Ltd IMEX, 575 - 599 Maxted Road, Hemel Hempstead, Herts, HP2 7DX, UK.

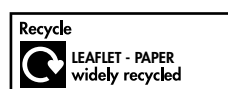
Model: COHD01

Customer Helpline: 0345 467 6743

Made in China

At the end of the useful life of the appliance, it should not be disposed of with general household waste. Check with your Local Authority or retailer for recycling advice in your local area.

Cosmopolitan is marketed and distributed under license by MPL Home Ltd, HP2 7DX. COSMOPOLITAN IS A TRADEMARK OF HEARST COMMUNICATIONS, INC. ©2018 HEARST COMMUNICATIONS, INC. ALL RIGHTS RESERVED.



COHD01 06.2018

